

Year 11

Information Evening

HELSBY

High School



Overview of Evening

- Year 11 Summer Examination Arrangements
- Support for Students and Parents/Carers
- The future - Post-16 education, training and employment

HELSBY

High School



Year 11 Summer Examination Arrangements

HELSBY

High School



GCSE and Level 2 Vocational Qualifications for Summer 2025

- External examinations will take place in Summer 2025.
- External GCSE examination dates:

Thursday 1st May – Wednesday 25th June

National Contingency Days

Wednesday 11th June pm only

Wednesday 25th June all day

HELSBY

High School



External Examinations

- Students issued with a full examination timetable as well as their personalised timetable for the exams.
- This details the number and duration of each exam that will be undertaken in each subject area and on what date and time.
- **This timetable is fixed as all students nationally must complete the examinations at the same time.**



External Examinations

- Throughout the exam period, we have designed a bespoke timetable for students to provide exam preparation sessions ahead of each examination.
- **Students will be expected to continue to attend school full time until Friday 23rd May.**
- **Study Leave for students will commence from Monday 2nd June.**
- Students are expected to attend school from Monday 2nd June if they have an examination that day or to attend an exam preparation session that they have been invited to.



Examination Times

- Students should attend their exams promptly.

Morning exams

- Arrive at school no later than 8:35am and report to the Dining Hall or LRC.
- Official start time for exam is 9:00am.

Afternoon Exams

- Report to the Dining Hall no later than 1:00pm.
- Official start time for exam is 1:30pm.

HELSBY

High School



Exam Information for Candidates

<https://helsbyhigh.org.uk/students/exam-information/>

Exam Syllabi

Exam Syllabi lists the awarding body for each exam and the specification code information for KS4 (Y10 and Y11) and KS5 (6th Form) subjects studies at Helsby High School.

> [Exam Syllabi 2024-2025](#)

Regulations for taking assessments and exams are overseen by the Joint Council for Qualifications (JCQ). Click on the following links for more information about regulations, responsibilities and the effect of behaviour during the exam period;

- > [Written Examinations](#)
- > [Warning to Candidates](#)
- > [Coursework](#)
- > [Social Media](#)
- > [Privacy Notice](#)
- > [Onscreen Tests](#)
- > [Non-Examination Assessments](#)
- > [Third Party Collection Form](#)
- > [Unauthorised Items](#)
- > [Preparing to Sit Your Exams](#)

HELSEBY

High School



Student Expectations

- Students MUST write their legal name on the exam paper.
- Students should ensure they have all material and resources required in a CLEAR PENCIL CASE:
 - BLACK pen
 - Pencil
 - Ruler
 - Protractor
 - Calculator (when applicable)



Student Expectations

- **Students must wear their school uniform for exams. No additional clothing items will be permitted into the exam venue.**
- **Mobile phones must be switched off and placed in their bag.**
- Students are not permitted to wear any type of watch or ear pod in the examination. These should also be left in their bag.
- Students must ensure they sit at their designated seat.
- Students must not write on the exam paper until instructed to do so by the invigilator.
- Students must not doodle on the exam paper.
- Students must ensure they do not have any additional notes, either in paper form or written on their body when entering the exam.



Student Expectations

- We encourage all students to check the paper on the desk is the exam that they are expecting and of the correct tier of entry or coloured paper (if applicable). Any concerns are to be reported to the invigilator ASAP.
- Students are only permitted to use the toilet during an examination in an emergency – we encourage all students to visit the toilet before entering the exam venue.
- Students must only write within the designated space on the exam paper. If they require additional space, they must ask the invigilator for additional paper.



Access Arrangements

- Access Arrangements are for those students whose normal ways of working include such arrangements, for example a Reader, Scribe, Extra-Time etc.
- Students who are eligible for Access Arrangements will have these administered for the examinations. Students will have been made aware of these arrangements ahead of the exams.



Student Absence

- It is the responsibility of all students with the support of their parents/carers to ensure they attend all examinations.
- If a student misses an examination without a justifiable reason, they will not be issued any marks for this exam, having a detrimental effect on their overall grade.



Student Absence

- If a student is unable to attend the examination due to illness, parents/carers are to contact the school as soon as practicably possible. We will discuss this with you to determine if alternative arrangements can be made or if we can apply for Special Consideration. exams@helsbyhigh.org
- If an unforeseen situation occurs and a student fears they may be late for an exam, please contact the school asap so that we can provide assistance **01928 723551**

JCQ Guidance for Special Consideration Process

[JCQ - A Guide to the Special Considerations Process](#)

HELSBY

High School



What happens if the Fire Alarm sounds?

- Students stop writing, put down their pens and close their exam papers. The invigilators will note down the time.
- Students will be escorted in silence out of the exam room by the invigilator to a separate area on the school field (behind the Year 9 students)
- Students have to stand in the same order as their exam seating plan in complete silence.
- At the end of the evacuation, students will be escorted back into the exam by the invigilators.
- Students will have the full time allowed for the exam and will not be penalised.



Support for Students & their Parents/Carers

HELSBY

High School



Steps to Success

- Belief
- Preparation
- Hardwork
- Support



HELSBY

High School



Progress and Pastoral Care

- Support from Form Tutors, Pastoral Staff and Student Support Coordinator (SSC)
 - Year 11 SSC Miss Terry
nterry@helsbyhigh.org
 - PPL for Year 11 Mrs Witcher
nwitcher@helsbyhigh.org
- Deputy Headteacher Dr Pritchard-Roberts
apritchardroberts@helsbyhigh.org
- year11admin@helsbyhigh.org

HELSEBY

High School



Progress and Pastoral Care

- Exam Preparation sessions.
- Form Tutors reminders.
- Class Teachers providing support in lessons.
- Staff support immediately prior to each exam.
- Provision of refreshments in the morning ahead of the exam.
- Curriculum Support Team
- Invigilators



Attendance

- **Students are expected to attend full time until Friday 23rd May.**
- From Monday 2nd June, students are to attend school if they have an external examination or they are attending an exam prep session.
- Friday 23rd May – Year 11 Leavers celebration assembly will take place in the afternoon.



Revision Resources

1. Where can I find revision resources

HELSBY
High School



TEAMS

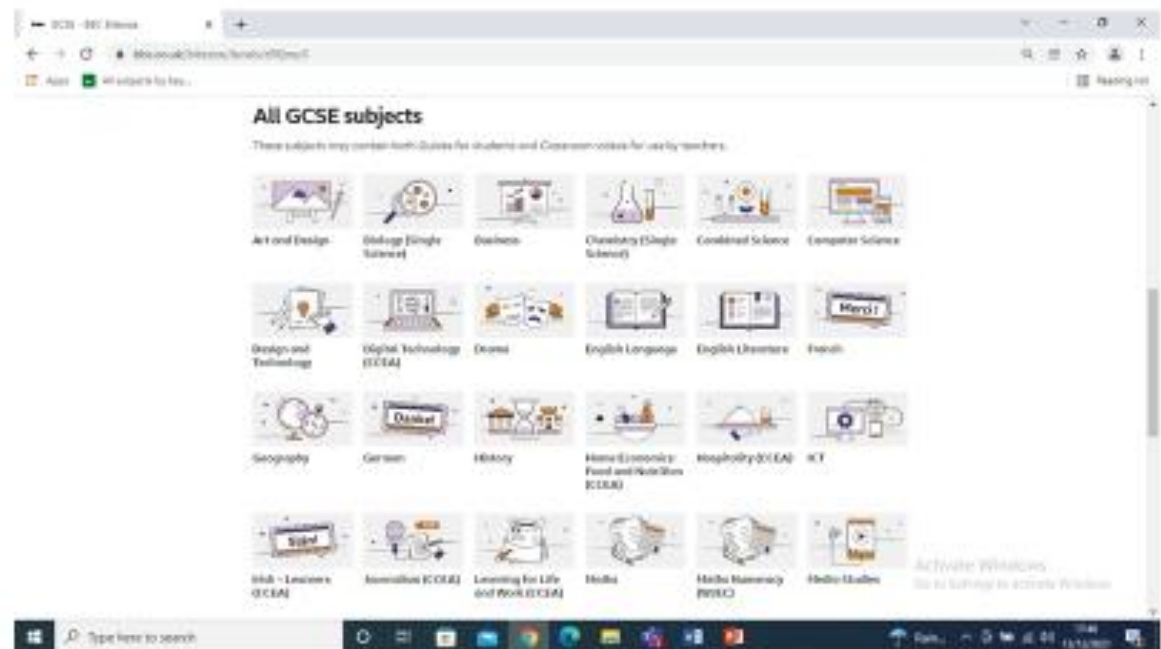
The screenshot shows the Microsoft Teams application window. On the left sidebar, the 'Year 11 GCSE Support' team is selected, indicated by a red circle around its icon. The main area displays the 'General' channel, with the 'General' tab selected among 'General', 'Posts', 'Files', and '+'. A red circle highlights these tabs. Below the tabs, a list of files is shown, including folders like 'Class Materials', '1 GCSE Admin Information', '1 How to Revise', 'Art and Design', 'Biology', 'Business Studies', 'Chemistry', 'Computer Science', 'D & T', 'Drama', and 'English Language'. The bottom of the screen shows the Windows taskbar with various icons and the system clock displaying 11:41 on 10/10/2021.

Name	Modified	Modified By
Class Materials		Dr M Ravetz
1 GCSE Admin Information	September 8	Dr M Ravetz
1 How to Revise	September 29	Dr M Ravetz
Art and Design	September 8	Dr M Ravetz
Biology	September 8	Dr M Ravetz
Business Studies	September 8	Dr M Ravetz
Chemistry	September 8	Dr M Ravetz
Computer Science	September 9	Mr M Davies
D & T	September 8	Dr M Ravetz
Drama	September 8	Dr M Ravetz
English Language	September 8	Dr M Ravetz

Revision Resources

2. Where can I find revision resources

HELSEBY
High School



<https://www.bbc.co.uk/bitesize/levels/z98jmp3>

Revision Resources

3. Where can I find revision resources

HELSBY
High School



OAK
NATIONAL
ACADEMY




<https://classroom.thenational.academy/subjects-by-key-stage/key-stage-4>

Revision Resources

4. Where can I find revision resources

**REVISION BOOKS
AVAILABLE THROUGH
SCHOOL**

HELSBY
High School



How to Revise



What is it?

Cue cards can help you revise information quickly. The small, portable format lends itself to study sessions anywhere at any time. Commit to reading through your cue cards regularly.

Remember Exams Made Easy ...

1. Memory Palace

2. Cue Cards



How will I use this?

What is it?

This technique is based on a spatial learning strategy which is based on being able to store images in locations within a space. The images are used to represent and to all associated information.

Location	Information	Trigger
Light	China	Lightbulb
Stage	India	Stage
Board	United States	Board
Speaker	Indonesia	Speaker
Window	Brazil	Window
Door	Pakistan	Door



3. Mind Map

4. Number Words

Shakespeare

1564



A great writer born

Positive Mindset

- Positive Mental Energy
- Resilience
- Perseverance
- Stamina
- Confidence



Ways to help your child

- Encourage your child to follow their revision timetable.
- Encourage your child to use the available revision resources.
- Remind them that the better they prepare and the more confident they feel in their subject knowledge the less stressed they will feel when the exams start.
- Make sure your child has a quiet space to work, with no distractions.
- Be around as much as possible. You don't have to be at their side 24/7 but children like parents taking an interest in their revision (but not taking over).
- Check in with them, how are they feeling?



Ways to help your child

- Keep the kitchen cupboard stocked with delicious food. When the going gets tough children really appreciate a favourite drink, a plate of biscuits or their favourite meal.
- Encourage them to break revision into manageable chunks and to take regular breaks in between revision sessions. It's far more effective to do 30 minutes of successful revision – rather than plough on for hours on end and not get anywhere.
- Encourage them to get out for some exercise and fresh air, and to eat healthy food and get lots of sleep.
- Most important of all, help your child to keep everything in perspective.



Dates for the diary

- Year 11 Summer examinations
Thursday 1st May – Wednesday 25th June
- Year 11 Rewards Assembly and Celebration – Friday 23rd May
- Year 11 Study leave commences Monday 2nd June
- Year 11 Prom – Thursday 3rd July
- Sixth Form Taster Induction – Monday 23rd June
- GCSE and Level 2 Vocational Qualification Results Day & Sixth Form Enrolment Thursday 21st August

HELSBY

High School



The future

Post-16 education, training and employment

HELSBY

Sixth Form



Achieving Success
Valuing Others

Information, Advice & Guidance

- Individual Careers Guidance Meetings
- A Level and Level 3 Vocational Subject Talks
- College Talks
- Apprenticeship Talks
- One-to-one meetings with a member of the Senior Leadership Team to discuss their aspirations for post-16 education, training or employment.

HELSBY

Sixth Form



Achieving Success
Valuing Others

Helsby High School Sixth Form

- Curriculum offer for September 2025 to be confirmed
- Additional Level 3 courses to enhance students' academic curriculum:
 - Level 3 Extended Project Qualification (EPQ)
- Weekly Enrichment offer to enhance students' wider curriculum and personal development.
- Helsby High School Sixth form enrolment


Thursday 21st August

HELSBY

Sixth Form



Achieving Success
Valuing Others



Just believe in yourself.
Even if you don't,
pretend that you do
and, at some point,
you will.

– Venus Williams



HELSBY

Sixth Form



Achieving Success
Valuing Others